




Outboard version:



Inboard version



GENERAL SPECIFICATIONS

• Overall Length (L.O.A):		
- standard:	11,56 m	37'11"
- with platform:	12,47 m	40'11"
• Hull length:	11,28 m	37'
• Overall width:	3,52 m	11'7"
• Hull Beam:	3,51 m	11'6"
• Light displacement		
- Inboard version:	7 215 kg	15,906 lbs
- Outboard version (without engine)	6 736 kg	14,846 lbs
- Outboard version (with engine)	7 276 kg	16,036 lbs
• Fuel tank capacity:	2 x 380 L	2 x 100 US Gal
• Air draft*:	4,15 m	13'7"
• Draft:		
- Inboard version:	1,15 m	3'9"
- Outboard version (bases lowered):	1,02 m	3'3"
- Outboard version (bases identified):	0,71 m	2'4"
• Maximum engine power:	258 kW - 2 x 400 HP	2 x 400 HP

* (included: Radar support)

ARCHITECTS / DESIGNERS

- BENETEAU Powerboats
- Design: Style & Design
- Interior accommodation: Style & Design

EC CERTIFICATION

- Category B - 8 people
- Category C - 10 people



STANDARD EQUIPMENT

CONSTRUCTION

HULL

- White hull

Composition:

- Sandwich (polyester resin - fiberglass - balsa core)
- Hull counter molding laminated in monolithic (polyester resin - fiberglass)
- 7 Opening portholes

DECK

Composition:

- Sandwich (polyester resin - fiberglass - balsa core)

DECK EQUIPMENT

- Radar support
- Courtesy light in cockpit
- Navigation lights

MOORING - ANCHORING GEAR

- Swivel bow fitting with anchor securing system
- 1 000 W Electric windlass (with remote control)
- 2 Forward cleats, 2 central and 2 aft in stainless steel

SAFETY ON DECK

- Half open pulpit in stainless steel
- Bowsprit

COCKPIT

- Self-bailing cockpit
- Access through a gate with safety catch
- U-shaped salon (to port)
- L-shaped bench seat (to starboard)
- Teak cockpit table (0,99 m x 0,95 m / 3'3" x 3'1")
- Aft sun deck with convertible backrest
- Storage locker
- Cockpit galley (to starboard) with cover, sink, stowage and waste bin
- Cup holders
- Large access hatch to the engine compartment, with electric assist opening + Access ladder
- Space for cased life raft
- Storage for fenders and moorings
- Cockpit shower with mixer tap
- Swim platform (0,85 m x 2,6 m / 2'9" x 8'6") + Swim ladder
- Handrails on table and hardtop
- Access steps to catwalks
- Assorted exterior upholstery:
 - PVC Nautilus asparagus & concrete (standard)
 - Silvertex graphite & plata + Silvertex ice embossed PVC (optional)

STEERING STATION

- Starboard helm position in anthracite grey polyester
- One-piece windscreen
- Dual adjustable helmsman's bench seat with Bolster function
- Two seater copilot bench to port
- 2 Handrails
- Space for electronics (2 x 12")
- 2 12V Sockets
- USB socket
- Polyester hard-top with built-in electric sunroof
- Glass windscreen with 2 fitted electric wipers
- Non-reflective Silvertex plata polyester upholstery beneath windscreen
- Cup holders
- Steering compass



INTERIOR

- 7 gloss Alpi walnut woodwork
- Brown oak laminated floors
- Direct lighting

SALON

Headroom: 1,96 m / 6'5"

- Access door
- Sofa seating for 3, Talisman Chinchilla fabric upholstery
- Table in matt walnut wood, Stainless steel foot
- Position intended for television
- 3 Storage cupboards (total: 190 L)
- 1 Dresser
- 1 Storage (under the seats)
- Skylights
- 1 Opening hull porthole
- 1 110 V Power outlet

GALLEY

Headroom: 1,96 m / 6'5"

- Stainless steel sink with mixer tap
- Ceramic cooktop hob 2 burners
- White corian type countertop
- Fridge (65 L)
- Space for microwave oven
- 1 Storage cupboard
- 1 Lower stowage compartment with waste bin
- 2 Upper stowage compartments
- 1 Dedicated bottle holder
- 2 110V Sockets
- Direct LED lighting
- 1 Opening porthole

HEAD

Headroom: 1,97 m / 6'6"

- Sink with mixer tap
- 1 Storage space under the basin
- Mirror
- 2 Storage cupboards
- 1 Opening porthole
- Shower separated by translucent door with polyster seat
- Electric toilet
- Rigid holding tank 80L / 21 US Gal
- Polyester floors

OWNER'S CABIN (FORWARD)

Headroom: 1,97 m / 6'6"

- Double berth (2 x 1,40 m / 6'7" x 4'7")
- Marine mattress
- Padded bed headboard
- 2 LED reading lights
- 1 Port hanging locker
- 1 Starboard cupboard
- 2 110V Sockets
- USB sockets
- 2 Panoramic windows with opening ports
- Opening deck hatch with mosquito screen/blind
- Storage space under bed
- Direct and indirect LED (on deckhead)

GUEST CABIN

Headroom: 2,30 m / 7'7"

- 2 Single berths (0,70 x 2,00 m / 2'4" x 6'7") or 1 Double berth (1,40 x 2,00 m / 4'7" x 6'7")
- Marine mattress
- 2 Panoramic windows with opening ports
- 1 Stowage compartment with 2 shelves
- 2 Side storage lockers (2 x 165 L)
- 1 Storage space under bed
- 2 LED reading lights
- 1 110 V Power outlet
- USB sockets
- Direct LED lighting

ENGINE

Outboard motor:

- Fuel filter with decanter
- Sea water filter
- Air intakes on the deck for engine compartment cooling
- Engine compartment insulated with soundproofing foam
- Automatic fire suppression system
- Stainless steel fuel fill
- 2 x 380 L / 100 US Gal Aluminum fuel tanks
- Choice of engines:
 - MERCURY 300XXL TWIN BLACK + Joystick
 - MERCURY 300XXL TWIN COLD FUSION + Joystick
 - MERCURY 350XXL TWIN BLACK + Joystick
 - MERCURY 350XXL TWIN COLD FUSION + Joystick
 - MERCURY 400XXL TWIN BLACK + Joystick
 - MERCURY 400XXL TWIN COLD FUSION + Joystick

Inboard motor:

- 2 x MERCUISER 6.2 L 300 HP EC DTS V8
- 2 x MERCUISER 6.2 L 300 HP EC DTS V8 + Joystick
- 2 x MERCUISER 6.2 L 350 HP EC DTS V8 (SPECIAL ORDER)
- 2 x MERCUISER 6.2 L 350 HP EC DTS V8 + Joystick (SPECIAL ORDER)

Steering system:

- Electric steering

ELECTRICITY

- 2 engine batteries (12 V - 140 Amp) + 2 service batteries (12 V - 115 Amp) + Electrical gauge
- Load balancer
- Battery charger (12 V - 25 Amp)
- Inside sockets (110 V - 32 A)
- 110 V Shore power supply
- USB sockets
- Spotlights and LED reading lights

PLUMBING

- 1 Rotomolded water tank, 150 L / 40 US Gal + Electrical gauge
- Stainless steel water fill
- Water pump for pressurizing hot/cold water system
- 25 L/7 US Gal water heater running on generator or shore power
- 3 Electric bilge pumps

MISCELLANEOUS ITEMS

- Smoke detector



TRIM LEVEL & PACKS

TRIM LEVEL

	ESSENTIAL	LOUNGE
<ul style="list-style-type: none"> • Multifunction Garmin 12" xsv screen + Depth sounder GT21 • Automatic trim tabs • 49 L Cockpit refrigerator / 13 US Gal • Fusion Stereo + 4 Speakers 	<ul style="list-style-type: none"> • ■ • ■ • ■ • ■ 	<ul style="list-style-type: none"> • ■ • ■ • ■ • ■
<ul style="list-style-type: none"> • Microwave • Cockpit grill • Extended swim platform 		<ul style="list-style-type: none"> • ■ • ■ • ■

PACKS

ELECTRONIC PACK

- Garmin VHF + AIS
- Garmin Autopilot
- Fantom Garmin Radar

AMBIANCE PACK

- Cockpit padding
- Two-tone sports steering wheel
- Indoor venetian blinds (Salon, Cabins, Head)
- LED lighting (Cabins, Salon)
- Mirror in the salon

PREMIUM FOREDECK (REQUIRES upgrade UPHOLSTERY)

- Forward sun deck with upgrade cushions
- Armrest
- Head rest
- Fusion 4" Loudspeakers
- Cup holders
- Forward sun deck cover

OPTIONS

INTERIOR

- Curtains in the salon, cabins and shower room
- TV Pre-wiring (Salon) + Aerial
- 3 spring mattresses
- Mosquito screens on portholes
- Infinity Dune carpet

EXTERIOR

- Garmin A12 xsv second screen
- Mooring kit
- Forward sun deck matching with standard upholstery
- Matt navy blue covering in the cockpit and the standard platforms
- Matt navy blue covering in the cockpit and the standard + extension platforms
- infinity Ash carpet
- Underwater lights
- Cockpit grill
- Outside wheelhouse curtains in sunworker black
- graphite Aft cockpit enclosure
- Exterior cockpit protectors

INTERIOR UPHOLSTERY

- PVC Dolce Ivory upholstery
- PVC Dolce Mocha upholstery

EXTERIOR UPHOLSTERY

- Silvertex graphite & plata + Silvertex ice embossed PVC (REQUIRES Lounge Trim Level)

SYSTEM

- Waste water recovery system with tank
- Shore freshwater supply
- System for discharge of sewage water to the sea
- 12 V / 110 V inverter (700 VA)
- Bow thruster
- Petrol generator (5 kW - 110 V - 60 Hz)
- Air conditioning:
 - 16 kBTU (Salon + Aft cabin)
 - 6 kBTU (Forward cabin)
 - 6 kBTU (Cockpit)

GEL COAT

- Blue and white hull
- Black and white hull
- Grey and white hull