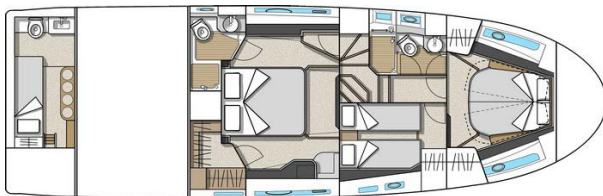
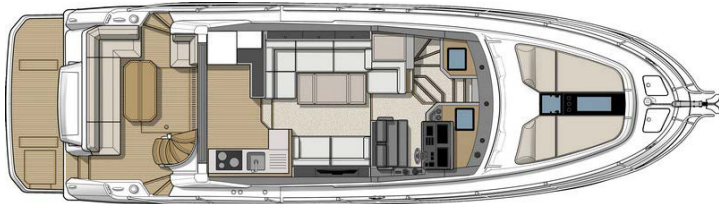
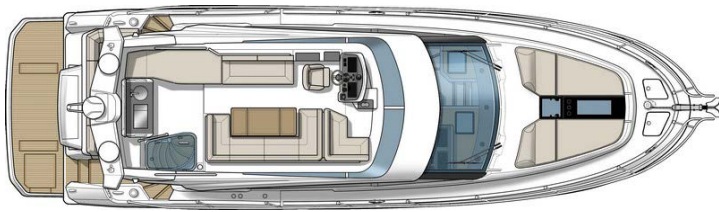




BENETEAU

# Monte Carlo 52

General Equipment list (Provisional) - North America



## GENERAL SPECIFICATIONS\*\*

|                             |                            |                |
|-----------------------------|----------------------------|----------------|
| • Overall Length (L.O.A)*:  | 16,33 m                    | 53'7"          |
| • Hull length:              | 14,32 m                    | 47'            |
| • Overall width:            | 4,62 m                     | 15'2"          |
| • Hull Beam:                | 4,57 m                     | 15'            |
| • Light displacement (EC):  | 14 988 kg                  | 33,034 lbs     |
| • Air draft:                |                            |                |
| - max:                      | 7,22 m                     | 23'8"          |
| - without T-Top:            | 5,91 m                     | 19'5"          |
| • Draft (max):              | 1,20 m                     | 3'11"          |
| • Fuel tank capacity:       | 2 x 650 L                  | 2 x 172 US Gal |
| • Fresh water capacity:     | 2 x 200 L                  | 2 x 53 US Gal  |
| • Maximum engine power:     | 2 x 320 kW -<br>2 x 435 HP | 2 x 435 HP     |
| • Max engine certification: | 2 x 320 kW -<br>2 x 435 HP | 2 x 435 HP     |

\* (with aft swim platform)

## ARCHITECTS / DESIGNERS

- Naval Architect: MICAD
- Design: Nuvolari & Lenard
- Interior accommodation: Andreani Design

## EC CERTIFICATION\*\*

- Category B - 12 people
- Category C - 12 people
- Category D - 12 people

\*\* Provisional specifications, boat in process of certification.



**BENETEAU**

# Monte Carlo 52

General Equipment list (Provisional) - North America

## STANDARD EQUIPMENT

### CONSTRUCTION

---

#### HULL

Composition:

- White gelcoat 9010
- Sandwich (polyester resin - fiberglass - balsa core)
- Structural hull counter molding in monolithic laminate (polyester resin - fiberglass)
- Molding by infusion
- 7 Opening portholes (fitted with Venetian blinds)

#### DECK

Composition:

- White gelcoat 9010
- Sandwich (polyester resin - fiberglass - balsa core)
- Structural hull counter molding in monolithic laminate (polyester resin - fiberglass)
- Molding by infusion
- Diamond tip type non-slip surface

### DECK EQUIPMENT

---

- Radar support hoop in stainless steel
- Navigation lights
- LED courtesy lighting (catwalks, steps and stern deck)

#### MOORING - ANCHORING GEAR

- Bow fitting
- Electric windlass 24 V, Power 2 000 W
- Remote control in mooring locker + Windlass control from wheelhouse and flybridge helm stations
- 2 Mooring lockers
- 2 Forward cleats, 2 central and 4 aft in stainless steel
- 2 Stainless steel fairleads to aft of cockpit

#### SAFETY ON DECK

- Stainless steel half open pulpit with teak step and hand rail
- Stainless steel pulpit surrounding all flybridge
- 4 Stainless steel handrails on access to sidedeck steps
- 1 Hand rail on rear table

#### DECK

- 3 Cup holders
- 1 Opening deck hatch, 1 fixed hatch

#### COCKPIT

- Gate access (starboard)
- 6 People salon
- PVC MARLIN BRILLIANT WHITE upholstery, Open cell foam
- Access hatch to engine compartment
- Access hatch to large storage locker (standard) or crew cabin (option)
- Cockpit shower (with mixing tap hot/cold water)
- Access stairway to flybridge, built-in storage locker
- Natural teak decked flooring in cockpit, black joints
- Natural teak decked swimming platform, black joints
- Hydraulic swim platform integrated Dinghy cradle
- Retractable ladder in swimming platform with solid wood steps and stainless steel handrails
- Direct and indirect LED lighting
- Galley unit on transom, with grill and sink
- White PVC protective covers

### FLYBRIDGE

- Grey tinted windscreen
- Steering console with: Steering compass, Steering wheel, Electrical engine controls, Fuel gauge, 12 V Power outlet, IPS joystick
- Controls for windlass, lighting, navigation lights, Bilge pumps
- 2 Multifunction 12" screens (Garmin GPS MAP 8416 XSV)
- Garmin VHF
- Adjustable pilot seat
- 2 Cupholders and storage tray
- Two-seat co-pilot saloon on starboard side and 2 cup holders
- 6-person saloon with 3-place face-to-face bench seat
- Natural solid wood folding table, with 4 integrated cup holders
- Galley unit: Sink hot/cold, Electric grill (optional), Storage, Garbage bin.  
Solid wood doors and countertop + 2 Cup holders
- Radar support hoop, 9010 white polyester aerials and lights
- LED courtesy lighting
- PVC MARLIN BRILLIANT WHITE upholstery, Open cell foam
- White PVC protective covers

### INTERIOR

---

- Choice of woodwork: Alpi brushed Oak (standard) or Alpi mat Walnut (optional)
- Natural teak decked flooring, black joints
- SIRIUS Ivory carpet in cabins

### WHEELHOUSE

Headroom: 1,92 m / 6'4"

- Mirror tinted glass bay window
- Curtain
- Metallic grey Venetian blinds
- Direct and indirect LED lighting
- Port electric switchboard in companionway (24V/220V)
- Manually opening windows

### STEERING STATION

- Single piece windscreen
- Mirror tinted side windows
- 2 Windscreen wipers with washers
- Defogging system
- Extra-wide double driver's bench seat with arm rests
- Storage drawer under bench seat
- Black laquered dashboard
- Volvo EVC screen (with additional software as an option)
- Volvo throttle & controls
- IPS joystick
- Steering compass
- Functional controls: Windscreen wipers, defogging, Fog horn, Navigation lights, Windlass, Bow thruster
- 2 Multifunction 16" screens (Garmin GPS MAP 8416 XSV)
- Garmin VHF
- Glove box
- 1 12 V Power outlet



**BENETEAU**

# Monte Carlo 52

General Equipment list (Provisional) - North America

## SALON

Headroom: 1,92 m / 6'4"

- 4-6 seater sofa upholstered in "Bolt Alabaster" fabric
- 2 seats facing sofa, upholstery "Bolt Alabaster" fabric
- Textured and laquered folding wooden table
- Pre-wiring for 40" TV
- Atoll audio system, Bose 2.1 speakers
- 1 220 V Power outlet, 2 USB sockets
- 3 Storage lockers (to port)

## GALLEY

Headroom: 2 m / 6'7"

- Stainless steel sink with mixer tap
- 3 burner induction stove
- Corian Dune Prima countertop
- Refrigerator with 3 drawers - Freezer - Ice maker (215 L / 57 US Gal)
- Cutlery & glasses storage
- Double dustbin
- Lacquer finished furniture
- 2 Cupboards with storage baskets
- Microwave oven (40 L / 11 US Gal)
- 2 220 V Power outlets

## OWNER'S CABIN (AFT)

Headroom: 1,90 m / 6'3"

- Full beam cabin
- Double berth (1,90 m x 1,60 m / 6'3" x 5'3")
- Marine mattress with bed base
- Padded bed headboard
- 2 Bedside tables with drawer
- 1 Separate walk-in wardrobe
- Direct and indirect LED lighting
- 2 220 V Power outlets
- 2 Panoramic portholes in the hull with integrated opening portholes, fitted with metallic grey Venetian blinds
- Pre-wiring for 32" TV
- Atoll audio system, Bose 2.1 speakers
- Storage cupboards (port and starboard)
- 2 Drawers beneath bunk for storage
- Desk or dressing table
- 5 USB charging sockets

## OWNER'S HEAD COMPARTMENT

Headroom: 1,90 m / 6'3"

- Electric toilet TECMA + shared rigid holding tank (120 L / 32 US Gal)
- Separated shower stall with stainless steel profiled doors
- Shower with mixer tap
- Teck decked flooring, black joints
- Basin with recessed mixer tap
- Mirror and storage space
- Automatic shower water drainage (by gravity, towards a reserve plug 50 L / 13 US Gal)
- 1 220 V Power outlet
- Opening hull porthole with metallic grey Venetian blind

## VIP CABIN (FORWARD)

Headroom: 1,93 m / 6'4"

- 1 Double berth (1,90 m x 1,50 m / 6'3" x 4'11") or two simple beds (sliding system)
- Marine mattress with bed base
- Padded bed headboard
- 2 Opening hull portholes with metallic grey Venetian blinds
- Long natural light wells, with opening deck hatch, fitted blinds and mosquito screens
- 2 Illuminated wardrobes with hanging locker and shelving
- Mirror
- Pre-wiring for 22" TV
- Atoll audio system, Fusion speakers
- Storage
- 2 220 V Power outlets
- Direct and indirect LED lighting
- 4 USB charging sockets

## VIP HEAD COMPARTMENT

Headroom: 1,95 m / 6'5"

- Electric toilet TECMA + shared rigid holding tank (120 L / 32 US Gal)
- Separated shower stall with stainless steel profiled doors
- Shower with mixer tap
- Basin with recessed mixer tap
- Mirror and storage space
- Automatic shower water drainage (by gravity, towards a reserve plug 50 L / 13 US Gal)
- 1 Opening hull porthole with metallic grey Venetian blind
- 1 Skylights
- 1 Towel rail
- 1 220 V Power outlet

## GUEST CABIN (SIDE)

Headroom: 1,98 m / 6'6"

- 2 Single beds (1,90 m x 0,70 m / 6'3" x 2'4") or 1 double berth
- Marine mattresses
- Padded bed headboards
- 1 Opening hull porthole with metallic grey Venetian blind
- 1 Bed head with drawer and reading light
- 1 Hanging locker with lighting and mirror
- 1 220 V Power outlet
- 2 USB charging sockets



## ENGINE

---

### Pods propulsion:

- Volvo 2 x IPS 600 - 2 x D6 435 CV/HP Diesel (2 x 320 kW) EVC-E
- Volvo 2 x IPS 650 - 2 x D6 480 CV/HP Diesel (2 x 350 kW) EVC-E
- Fuel filter with decanter
- Sea water filter
- Air intakes on the deck for engine compartment cooling
- Hot air extraction forced by electric ventilators
- Engine room foam soundproofed
- Fire extinguishing system activated from the steering station (wheelhouse & flybridge)
- Stainless steel fuel fill
- 2 x 650 L / 172 US Gal Aluminium fuel tanks

### Steering system:

- Electric steering
- 2 Outdrives with counter rotating propellers ("Jackshaft")
- IPS joystick control (wheelhouse & flybridge)
- Bow thruster double station

### Softs Volvo:

- Trip computer
- Cruise control
- Single lever
- Low speed

## ELECTRICITY

---

- Ship control + Battery switch remote control
- 24 V 220 V Electrical panel
- 8 AGM Batteries (4 engine batteries: 50 Amp + 4 service batteries: 140 Amp)
- Radio-controlled wireless switches (without battery)
- 1 63 Ah - 230 V/50 Hz shore power socket with 15 m cable (or 2 220 V/60 Hz shore power sockets according to country)
- 2 Bilge pumps: 2 electric
- 1 Extinguisher
- Inverter: 24 V / 12 V
- Load balancer
- Battery charger: 24 V - 60 Amp
- 220V Sockets: in salon, galley, heads and cabins
- USB sockets: in salon, galley, heads and cabins
- 12V Power outlet at steering stations (wheelhouse and flybridge)
- 11 kVA Generator
- Direct and indirect LED lighting (internal and external)
- Glendinning cable master system

## PLUMBING

---

- 2 Rotomolded water tanks, 2 x 200 L / 2 x 53 US Gal
- Stainless steel water fill
- Water pump for pressurizing hot/cold water system
- 60 L / 16 US Gal water heater working off engine heat exchanger (220 V)
- Solenoid valve for transfer between the 2 tanks
- Deck washdown pump
- Shore freshwater supply



**BENETEAU**

# Monte Carlo 52

General Equipment list (Provisional) - North America

## TRIM LEVEL & PACKS

### LOUNGE TRIM PACKAGE

---

- Flybridge searchlight
- Underwater lights
- ZIPWAKE automatic trim system
- Aft camera
- Garmin Fantom Radar
- Garmin AIS
- 65 L / 17 US Gal refrigerator on flybridge

## OPTIONS

### AMBIANT

---

- Matt Walnut version and brown oak laminated floor
- Flooring of cockpit and galley made from synthetic teak decking, grey joints
- Synthetic teak flooring, grey joints in the salon & in steering station
- "Ivory" carpet in the salon
- "Dune" carpet in the salon & in cabins
- "Bolt Oyster" upholstery in the salon
- Ultraleather "Champagne" upholstery in the salon
- Leather upholstery (Foglizzo) in the salon
- Nubuck upholstery (Foglizzo) in the salon
- Silvertex ICE / MACADAMIA exterior upholstery
- Sunbrella Tundra exterior upholstery
- Marlin Brilliant White Sun mattress forward
- Silvertex ICE / MACADAMIA Sun mattress forward
- Tundra Sun mattress forward
- Marlin Brilliant White port cockpit seat
- Silvertex ICE / MACADAMIA port cockpit seat
- Tundra port cockpit seat
- Grey and white hull
- Metallic hull paint

### OPTIONAL LAYOUT VERSIONS

---

#### CREW CABIN (accessible from the swim platform)

Headroom: 1,63 m / 5'4"

- Single bed (1,90 m x 0,65 m / 6'3" x 2'2")
- WC TECMA
- Water washbasin with hot and cold water mixer tap under pressure
- 1 Opening porthole
- Storage for fenders



## OTHERS

---

### INTERIOR LAYOUT

- Exhaust fan in galley
- Dishwasher for 6 sets
- Washer / dryer
- Chilled water Mediterranean air conditioning - 48 000 BTU (in wheelhouse: 24 kBTU, in the owner owner's cabin and the head compartment: 12 kBTU, in the VIP cabin and guest cabin: 12 kBTU); Distribution by ceilings
- Extra Tropicale chilled water air conditioning - 72 000 BTU (in wheelhouse: 24 kBTU, in the owner owner's cabin and the head compartment: 24 kBTU, in the VIP cabin and guest cabin: 24 kBTU); Distribution by ceilings
- 6 kBTU air conditioning in the marine cabin
- Water heater system
- Heating in the marine cabin
- Central vacuum system
- Mosquito screens (cabins & aft window door)

### EXTERIOR OPTIONS

- Mooring kit: Delta anchor 25 kg + Chain (12 mm diameter; length 50 m) + Line (22 mm diameter; length 50 m) + 4 Moorings lines (18 mm diameter; length 15 m) + 6 Fenders (250 mm diameter; length 0,7 m)
- Electric awning
- Graphite Aft cockpit enclosure
- Outside wheelhouse curtains in "sunworker" black
- Flybridge bimini Graphite with Built-in LED lighting
- 9010 white polyester T-top
- Metallic grey lacquered polyester T-top
- Metallic grey painted flybridge arch
- Cockpit table convertible into sun-bathing area
- "Kenyon" electric grill in flybridge
- Convertible sun deck in flybridge

### ELECTRICAL SYSTEM

- Inverter (2 KVA)

### ENGINE - NAVIGATION INSTRUMENTS

- 3rd control joystick in the cockpit
- Seekeeper NG6 gyroscopic stabilizer

### ELECTRONIC

- Engine compartment camera
- Dummy satellite antenna